

Dear Business Partners and Friends,

We proudly announce the official release of the  
**P-S2N13-01** DNA air filter for the SUZUKI model:  
✓ **INAZUMA GW 250 2013**

- This New filter features DNA®'s advanced FCd<sup>1</sup> (Full Contour design).
- Installation of this DNA Air filter is very easy; simply follow the installation instructions included in the Suzuki workshop manual.
- The filtering efficiency<sup>2</sup> is extremely high at **98-99%** filtering efficiency (ISO 5011), with 4 layers of DNA® Cotton.
- The flow of this New DNA Fcd filter is very high, **+102.50%** more than the Suzuki stock paper filter!

*DNA Fcd air filter flow: 106.60 CFM*

(Cubic feet per minute) @1,5"H<sub>2</sub>O corrected @ 25degrees Celsius

*Suzuki stock paper filter: 52.60 CFM*



(Cubic feet per minute) @1,5"H<sub>2</sub>O corrected @ 25degrees Celsius


- This DNA® filter is designed as a High flow Air filter for: **'Road & Track use'**.

**SUZUKI**

**INAZUMA GW 250 2013**

DNA PART No:  
**P-S2N13-01**



---

STOCK FILTER AIR FLOW  
**52.60 CFM**

---

DNA® FILTER AIR FLOW  
**106.60 CFM ✓**

---


DNA® INCREASED AIR FLOW  
**+102.50% ✓**


---

DNA® FILTERING EFFICIENCY  
**98-99% ✓**

---

AIR FLOW DATA MEASURED WITH DNA'S  
ROTRONICS FLOWSCAN COMPUTERIZED FLOWBENCH

**1**  FCd (Full Contour design) is the innovative design by DNA®, that allows the filtering material to follow precisely the contour of the air box and uses the complete air box surface as "active filtering area" eliminating "dead spots" that cause turbulence, increasing air flow and filtering efficiency.

**2**  Filtering efficiency is the amount of "dirt" the filter can maintain (stop) and protect the engine efficiently. For example the DNA® Filter for every 100 grams of dirt that it will receive, it will hold 98-99 grams, this applies even to fine dirt as small as 5 microns.

