

Dear Business Partners and Friends,

We proudly announce the official release of the *P-KT6SM13-01*

DNA air filter for the KTM models:

- ✓ **690 DUKE 12'**
- ✓ **690 DUKE ABS 13'**
- ✓ **690 DUKE R ABS 13'**

- This filter features DNA®'s advanced FCd<sup>1</sup> (Full Contour design).
- Installation of this new DNA Air filter is very easy; simply follow the installation instructions included in the KTM workshop manual.
- The filtering efficiency<sup>2</sup> is extremely high at 98-99% filtering efficiency (ISO 5011), with 4 layers of DNA® Cotton.
- The flow of this new DNA FCd filter is +20.00% more than the KTM stock paper filter!

*DNA FCd air filter flow: 174.50 CFM*

(Cubic feet per minute) @1,5"H<sub>2</sub>O corrected @ 25degrees Celsius

*KTM stock paper air filter flow: 145.40 CFM*



(Cubic feet per minute) @1,5"H<sub>2</sub>O corrected @ 25degrees Celsius


- This DNA® filter is designed as a High flow Air filter for: **'Road & Race use'**.

**KTM**

690 DUKE 12' / 690 DUKE ABS 13' / 690 DUKE ABS R 13'

## P-KT6SM13-01



---

STOCK FILTER AIR FLOW

145.40 CFM

---

DNA® FILTER AIR FLOW

174.50 CFM ✓

---

DNA® INCREASED AIR FLOW

+20.00% ✓


---


DNA® FILTERING EFFICIENCY

98-99% ✓

---

AIR FLOW DATA MEASURED WITH DNA'S ROTRONICS FLOWSCAN COMPUTERIZED FLOWBENCH

**1**  FCd (Full Contour design) is the innovative design by DNA®, that allows the filtering material to follow precisely the contour of the air box and uses the complete air box surface as "active filtering area" eliminating "dead spots" that cause turbulence, increasing air flow and filtering efficiency.

**2**  Filtering efficiency is the amount of "dirt" the filter can maintain (stop) and protect the engine efficiently. For example the DNA® Filter for every 100 grams of dirt that it will receive, it will hold 98-99 grams, this applies even to fine dirt as small as 5 microns.

